



ANTHOLOGY



COURTYARD

COLLECTION

A beautiful melange of colors, featuring glass and stone, that will complement any decor. With cool whites, warm grays, and a hint of blue, this palette is so adaptable to make a statement with luxurious mosaics, field tile and stone.

COURTYARD


COLLECTION



Trailways - ANTHCYTR 12"x14"
Coverage: 0.995 sqft/pc



Prairie - ANTHCYPR 12"x14"
Coverage: 0.991 sqft/pc



Terrace - ANTHCYTE 12"x13"
Coverage: 0.88 sqft/pc



Parkview - ANTHCYPA 12"x14"
Coverage: 0.88 sqft/pc



Royal White 3x12 - ANTHCARW312*
Coverage: 0.247 sqft/pc
*sold by the box



Royal White Pencil - ANTHCARWP


COURTYARD

COLLECTION


PRODUCT SPECS



Sheet Size: 11.732"x12.204"
 Chip Size: Multi-Sized
 Thickness: 6 mm
 PCS/Box: 12
 SQFT/Box: 11.94
 Material: Natural Stone | Glass



Sheet Size: 11.496"x12.401"
 Chip Size: 1.5"x3"
 Thickness: 6 mm
 PCS/Box: 12
 SQFT/Box: 11.892
 Material: Natural Stone | Glass



Sheet Size: 10.827"x11.81"
 Chip Size: 1.5"x2.5"
 Thickness: 6 mm
 PCS/Box: 12
 SQFT/Box: 10.56
 Material: Natural Stone | Glass



Piece Size: 10.79"x11.73"
 Chip Size: Multi-Sized
 Thickness: 8 mm
 PCS/Box: 9
 SQFT/Box: 7.92
 Material: Natural Stone | Glass



Piece Size: 2.953"x12.008"
 Chip Size: 3"x12"
 Thickness: 10 mm
 PCS/Box: 15
 SQFT/Box: 3.705
 Material: Natural Stone



Piece Size: 0.78"x12"
 Chip Size: 0.78"x12"
 Thickness: 12 mm
 PCS/Box: 50
 Material: Natural Stone

Application

Residential/Commercial

Presentation

Mesh Mounted
 Loose Piece

Recommended Uses

- | | |
|---|---|
| <input checked="" type="checkbox"/> Interior Wall | <input checked="" type="checkbox"/> Exterior Wall |
| <input type="checkbox"/> Interior Floor | <input type="checkbox"/> Exterior Floor |
| <input checked="" type="checkbox"/> Backsplash | <input type="checkbox"/> Interior Countertop |
| <input checked="" type="checkbox"/> Shower / Wet Area | <input type="checkbox"/> Exterior Countertop |
| <input checked="" type="checkbox"/> Fireplace Surrounds | <input type="checkbox"/> Pool / Fountain |

*ANTHCARW312 - Int./Ext. Floor, Int./Ext. Countertop, Pool/Fountain

*Recommended uses only apply for properly installed material according to TCNA guidelines. All information is subject to change; refer to the website for most updated information. Images were digitally enhanced; for color accuracy, please request a sample.

