

fray

PRODUCT SHEET

FABRIC LOOK

THICKNESS ∇ 9 mm

FINISH MATTE


V2 SLIGHT VARIATION



Compliant with standards ANSI A137.1-2012

The inspiration for this unique series is cut from the same cloth as natural linen fabrics applied to chalk panels for a timeworn, textural, concrete look. Embrace the warmth and comfort of textile paired with the simple maintenance of ceramic. Newly enriched graphics weave in a metallic-glossy effect with more contrast and luminescence. Fray now offers all the most sought-after sizes, as well as inspiring new decors with three fresh mosaic patterns. The collection also now features an extended neutral tones range of color.

SIZES



23^{5/8}"x47^{1/4}" - 60x120 cm



11^{3/4}"x23^{5/8}" - 30x60 cm

COLORS



FRAY WHITE



FRAY IVORY



FRAY SAND



FRAY PEARL



FRAY TAUPE



FRAY GRAY




FRAY SMOKE



FRAY TOBACCO



FRAY BLACK



FRAY METAL WHITE



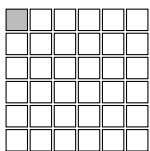
FRAY METAL GRAY




FRAY METAL BLACK

COLORED BODY PORCELAIN TILE

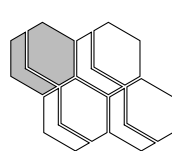
MOSAICS & DECORS




MOSAIC *
11^{3/4}"x11^{3/4}" - 30x30 cm
(Mosaic 2"x2")



HERRINGBONE MOSAIC *
11^{3/4}"x11^{3/4}" - 30x30 cm
(Mosaic 1"x4")



HEXMARK MOSAIC **
12^{1/8}"x10^{3/8}" - 31x27 cm
(Mosaic 6"x7")



FRAY TATAMI WARM MOSAIC ***
11^{3/4}"x11^{3/4}" - 30x30 cm
(Mosaic 1"x6")



FRAY TATAMI COLD MOSAIC ***
11^{3/4}"x11^{3/4}" - 30x30 cm
(Mosaic 1"x6")

* Not available in Metal White, Metal Gray and Metal Black

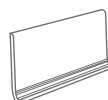
** Available in all colors

*** Mixed mosaic, available in Warm (White, Sand, Pearl) and Cold (Pearl, Gray, Smoke)

COORDINATING TRIMS




Bullnose
3"x 24" - 7.2x60 cm



Cove base
6"x12" - 15x30 cm - ∇ 8.5mm

Be sure to bring this to your local tile dealer or distributor as you discuss your design.

COLORED BODY PORCELAIN TILE



Compliant with standards ANSI A137.1-2012

SIZE - THICKNESS

11 3/4" x 23 5/8" - 30 x 60 cm
23 5/8" x 47 1/4" - 60 x 120 cm

± 9 mm FINISH

MATTE



SLIGHT VARIATION

Clearly distinguishable difference in texture and/or pattern within similar colors.

FIELD TILES - Available in all colors

Commercial size (in)	Nominal size (in)	Thickness (mm)	Finish	Rectified Edge
12" x 24"	11 3/4" x 23 5/8"	9 mm	Matte	-
24" x 48"	23 5/8" x 47 1/4"	9 mm	Matte	Yes

MOSAICS AND COORDINATING TRIMS - Available in all colors

Commercial size (in)	Nominal size (in)	Thickness (mm)	Finish
Mosaic 2" x 2"	11 3/4" x 11 3/4"	9 mm	Matte
Herringbone Mosaic 1" x 4"	11 3/4" x 11 3/4"	9 mm	Matte
Hexmark Mosaic 6" x 7"	12 1/8" x 10 3/8"	9 mm	Matte
Tatami Mosaic 1" x 6" (*)	11 3/4" x 11 3/4"	9 mm	Matte
Bullnose 3" x 24"	2 7/8" x 23 5/8"	9 mm	Matte
Cove Base 6" x 12"	5 7/8" x 11 3/4"	8.5 mm (**)	Matte

Please refer to caliber chart for work sizes. Close joints are not recommended.

(*): Mixed mosaic, available in Warm (White, Sand, Pearl) and Cold (Pearl, Gray, Smoke)

(**): Cove Base thickness is 7mm on flat part.

PERFORMANCE & FEATURES

PROPERTY	ASTM TEST METHOD	Porcelain Tile Specification					
		Calibrated		Rectified			
		Minimum	Maximum	Minimum	Maximum		
REGULARITY CHARACTERISTICS		Nominal Size	-3.00%	3.00%	-3.00%	2.00%	Compliant
		Caliber Range (Variation from average facial dimension of sample)	-0.50% or -0.08 in (-2.0 mm) (*)	0.50% or 0.08 in (2.0 mm) (*)	-0.25% or -0.03 in (-0.8 mm) (*)	0.25% or 0.03 in (0.8 mm) (*)	Compliant
		Thickness ⁽¹⁾	N/A	Range: 0.40 in (1.02 mm)	N/A	Range: 0.40 in (1.02 mm)	Compliant
	Wedging	ASTM C502	-0.50% or -0.08 in (-2.0 mm) (*)	0.50% or 0.08 in (2.0 mm) (*)	-0.25% or -0.03 in (-0.8 mm) (*)	0.25% or 0.03 in (0.8 mm) (*)	Compliant
		Warpage Edge	ASTM C485	-0.75% or -0.09 in (-2.3 mm) (*)	0.75% or 0.09 in (2.3 mm) (*)	-0.40% or -0.05 in (-1.3 mm)(2) or -1.8 mm(3) (*)	0.40% or 0.05 in (1.3 mm)(2) or 1.8 mm(3) (*)
Warpage Diagonal		ASTM C485	-0.50% or -0.08 in (-2.0 mm) (*)	0.50% or 0.08 in (2.0 mm) (*)	-0.40% or -0.07 in (-1.8 mm) (*)	0.40% or 0.07 in (1.8 mm) (*)	Compliant
All Porcelain Tiles							
STRUCTURAL CHARACTERISTICS		Water Absorption	ASTM C373	≤ 0.5%		≤ 0.5%	
BULK MECHANICAL CHARACTERISTICS		Breaking Strength	ASTM C648	Average ≥ 250 lbf. (1.11 kN) Individual ≥ 225 lbf. (1.00 kN)		≥ 350 lbf. avg	
PHYSICAL PROPERTIES		Bond Strength	ASTM C482	≥ 50 psi (0.34 Mpa)		≥ 100 psi	
THERMAL AND IGROMETRIC CHARACTERISTICS		Resistance to Freeze/Thaw Cycling	ASTM C1026	As Reported		Resistant	
CHEMICAL CHARACTERISTICS		Chemical Resistance	ASTM C650	As Reported		Unaffected	
		Stain Resistance	ASTM C1378	As Reported		Unaffected	
SAFETY CHARACTERISTICS		Dynamic coefficient of friction	DCOF	Requires a minimum value of 0.42 for commercial areas that are likely to be wet		> 0.42 Wet	

(*) Whichever is less

(1) May not apply to textured surfaces or tiles with uneven back patterns.

(2) Whichever is less, for tiles up to 24"x24" (610 mm x 610 mm).

(3) Applies to tiles larger than 24"x24" (610 mm x 610 mm).

The Health Product Declaration® logo is a registered trademark of HPD Collaborative.

