

ZELLIGE

Handmade by Moroccan tile artisans with generations of experience in creating vibrantly glazed ceramic tile, the Zellige collection offers extraordinary versatility for walls, floors, and backsplashes. Following ancient tradition, artisans shape and glaze each tile by hand, resulting in the exceptional color variation for which Zellige is known. Stocked in 10 colors, each 4" x 4" x 1/2", ideal for installation as walls and floors in single colors, blended, or patterned. Two palettes are offered, a soft range in Cloud White, Sea Spray, Sky Blue, Sand, and Rose, and an assortment of deeply saturated hues in Sumac, Turmeric, Cumin, Coriander, and Mediterranean Blue.



PICTURED: CLOUD, ROSE, SEA SPRAY

ZELLIGE




Cloud



Sand



Rose



Sea Spray



Sky Blue



Turmeric



Cumin



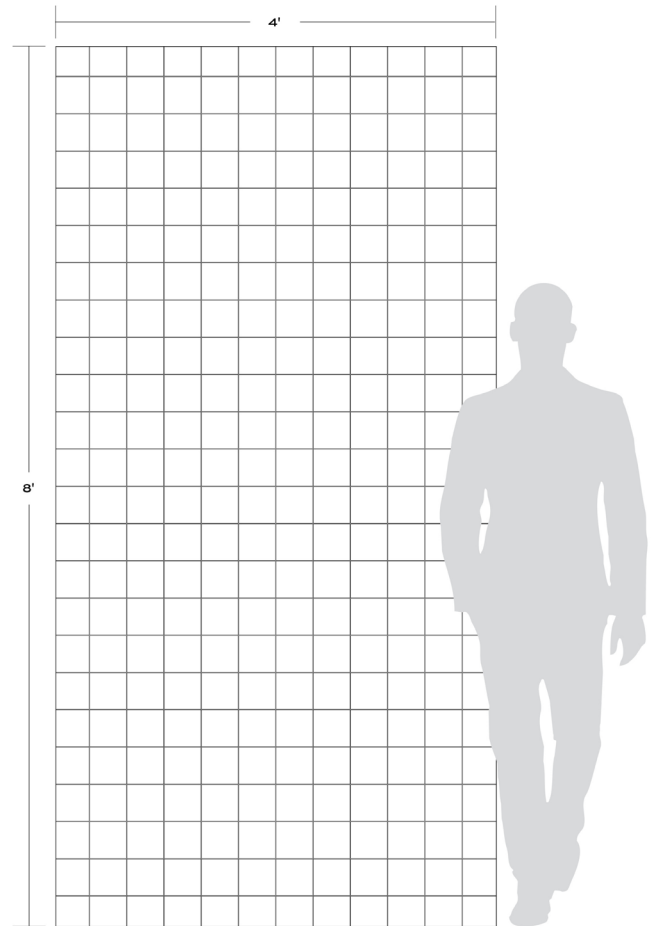
Sumac








Coriander



Mediterranean Blue



APPLICATIONS									VARIATION				TAILORED TO CUSTOMIZATION
INTERIOR FLOOR	INTERIOR WALL	SHOWER WALL	SHOWER FLOOR	EXTERIOR FLOOR	EXTERIOR WALL	POOL/ FOUNTAIN	COUNTER TOP	FIREPLACE SURROUND	V1	V2	V3	V4	CARPET CUTTING
Residential Light	All	Yes, Conventional Only¹	No	No	No	No	Yes	Yes					FIELD
													FINISH
													MOSAIC
													SADDLE
													VANITY TOP
													WATERJET

INSTALLATION/MAINTENANCE										CERAMIC FIELD TILE
SETTING MATERIAL	GROUT	GROUT JOINT	MEMBRANE	CAULK	SEALER	CLEANER	INSTALLATION INSTRUCTIONS	LAYOUT	DRY LAYOUT	<div></div> <div>4" x 4" x 1/2" (0.10764 sf/unit) Gloss Finish</div>
Mapei Ultraflex 2 White ²	Mapei Ultracolor Plus FA ³	1/16" Min.	Mapei Mapelastix AquaDefense	Mapei Keracaulk Unsanded	AquaMix Grout Release	AquaMix Concentrated Cleaner	TCNA Handbook	No	Highly Recommended	
NOTES										
<p>¹ Showers must be fully waterproofed (floor, walls, ceiling). Install according to current TCNA Handbook Ceramic Shower Method. Maintain with pH neutral cleaning products. In shower applications it is normal for the appearance of Zellige to change (wear, patina) over time. This is not a defect - it is a sign of the product's authenticity.</p> <p>² Alternate mortar - Ardex X4 White Tile & Stone Mortar</p> <p>³ Alternate grout - Mapei Flexcolor CQ or Ardex FG-C Microtec Unsanded</p> <p>Tech Notes: Hand-Made Material, Some pitting, crazing, edge-chipping, warpage and variation in edge and thickness may occur. Plan your layout accordingly. Blend well before install. Soak tile thoroughly in water 1-2 minutes, shake off excess water, then apply setting material to wall. Back-butter each individual tile before adhering to wall. Seal after installation. Blue paint spots result from Zellige's edge trimming process. Remove visible marks with damp cloth prior to install.</p>										

ZELLIGE



White



Sand



Rose




Sea Spray




Sky Blue




Turmeric




Cumin



Sumac



Coriander



Mediterranean Blue